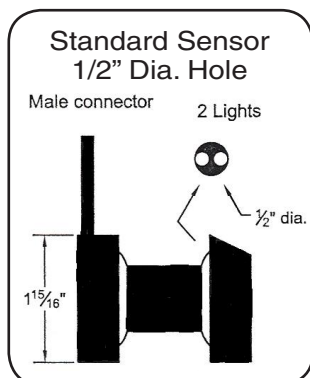


## Planter Sensors & Seed Tubes



**3W 3 Wire**



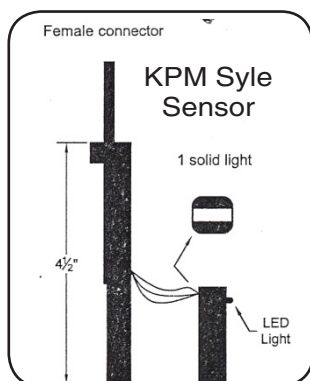
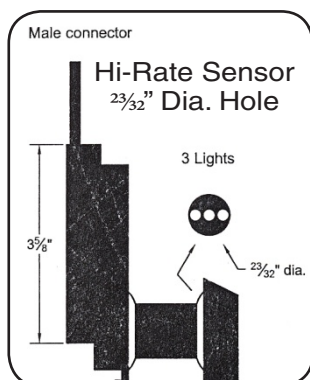
**WP Weather Pack**



**SS Sure Deal**

### Kinze prior to 3000 Series & John Deere 7000

<b>Seed Tube Sensors</b>	
Part Number	Description
PS-3W	Standard Sensor w/ 3 Wire Harness Connection, Fits 1/2" Hole
PS-WP	Standard Sensor w/ Weather - Pack Harness Connection, Fits 1/2" Hole
PS-SS	Standard Sensor w/ Sure-Seal Harness Connection, Fits 1/2" Hole
HRPS-WP	Hi-Rate Sensor w/ Weather-Pack Harness Connection, Fits 22/32" Hole
<b>Seed Tubes</b>	
Part Number	Description
GD1130	Blank Seed Tube (w/o Hole)
GR1774	Seed Tube w/ 1/2" Diameter Hole (Used w/ Standard Sensors)
GR1771	Seed Tube w/ 22/32" Diameter Hole (Used w/ Hi-Rate Sensor)
GA5880	Seed Tube w/ Hi-Rate Sensor ( <u>Includes Hi-Rate Sensor</u> )



### Kinze 3000 Series - Prior to 2007

<b>Seed Tube Sensors (KMP Monitors)</b>	
Part Number	Description
GA9847	Seed Tube <u>w/ Sensor</u> for KPM Series Monitors
GR1629	Seed Tube <u>Sensor Only</u> for KPM Series Monitors
GR1461	Seed Tube w/o Sensor (w/ Holes for KPM Sensor)

### Kinze 3000 Series - 2007 & After Mech. & Edge-Vac Meters

<b>Seed Tube Sensors (KMP Monitors)</b>	
Part Number	Description
GA10901	Seed Tube <u>w/ Sensor</u> for KPM Series Monitors
GR1629	Seed Tube <u>Sensor Only</u> for KPM Series Monitors
GA10940	Seed Tube w/o Sensor (w/ Holes for KPM Sensor)

**Seed Flow Monitor Parts**  
Amber Lens 58499C1  
Light Bulb 58554C1

Cable Adapter Weather  
pak-3 Wire  
245746C1

**Seed Tube Brush**  
GR0594

### Graphite & Talc

GR0146	1lb. Graphite Powder
GR1570	Seed Talc 8 lb. Container
GR1828	Seed Talc 30 lb. Container

### Kinze Paint

GR0155	KINZE Blue Spray Paint
GR0439	KINZE Blue Quart
GR0440	KINZE Blue Gallon